



IDEAL & WRS
SADDLE COMPANY LTD

Jump Saddles.

**STYLE.
PERFORMANCE.
DURABILITY.**



Ideal Saddles are a market leader in the design and manufacture of fine saddles. For over thirty years we have been based in Walsall, the home of English saddlery, and we believe our range of saddles offers unrivalled choice in quality and style for the discerning rider. With skilled fitting, the finest workmanship and our trademark flexibility we create the Ideal Saddle. Ensuring that both rider and horse achieve their best.





HAND-CRAFTED PERFECTION.

Ideal Saddles are a market leader in the design and manufacture of fine saddles. For over thirty years we have been based in Walsall, the home of English saddlery, and we believe our range of saddles offers unrivalled choice in quality and style for the discerning rider. With skilled fitting, the finest workmanship and our trademark flexibility we create the Ideal Saddle. Ensuring that both rider and horse achieve their best.

THE HEART AND SOUL OF THE IDEAL SADDLE.

The heart of the Ideal Saddle, a WRS saddle tree, has been fashioned through exhaustive research and development, being designed and tested by some of the world's elite riders, thus provides an exceptional fit on the horse.

All trees are manufactured from birch wood laminate veneers in a unique 3D jigsaw method; clamped together and then oven cured for superior strength.

The more open arch gives good clearance on the horse's withers. The points are specifically designed so as not to impede the horse's shoulder movements. The angle of the side bars allows for a narrower twist, enabling the rider to achieve a closer leg position to the horse.

The bars are also anatomically constructed to follow the contours of the horses back.

All our trees are manufactured to surpass the latest British Standard BS 6635:2015



If the tree is the heart of a saddle then the leather is its soul. Ideal knows more than a little about leather and is expert in sourcing the finest materials for its products to ensure every item of saddlery is made from the most appropriate leather of the highest quality.



I can't rate the Ideal saddles highly enough having used them for many years. We have used a whole range of saddles over the years, they offer great comfort for both the horses and myself and come at a very reasonable price. They keep my team very happy.

Casey Parker

X-Ceed Jump

The X-Ceed has been cleverly designed for position and contact with an open seat, perfect leg and boot cut flap, slim panel with wide bearing area and featuring Ideal's Shock-Absorber system for optimal pressure distribution. Specifically designed to fit the modern sports horse, the X-Ceed is manufactured using soft solid leather and the finest Italian calf providing unsurpassed quality and feel.

Sizes 17", 17½" & 18"

Applications Show Jumping, Cross Country, Training



RANCH BLACK SALA MILITARY



Impala Professional Jump

This modern single flap saddle has been developed in conjunction with top riders to fulfil the need for closeness to the horse without compromising on fit, and has a close contact panel. The tree has a flat rake cantle for the more open seat, ideal for cross-country and with a free swinging girthing system it allows fitting flexibility. It comes in luxurious all covered calf with matching girth and leathers.

Sizes 17", 17½" & 18"

Applications Show Jumping, Cross Country, Hunting, Training



RANCH BLACK SALA MILITARY



Lynx Pro-XC

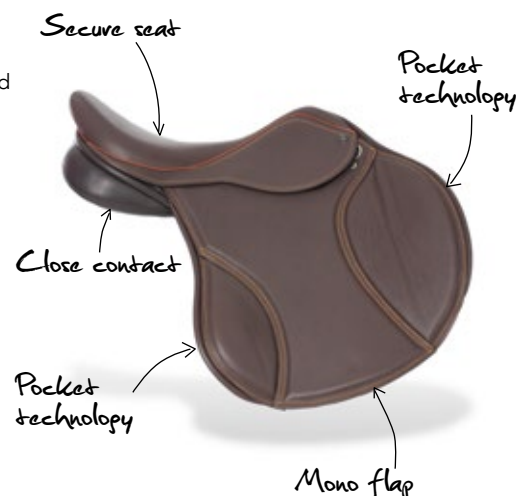
The Lynx Pro XC has been specifically designed for the event rider; the mono flap design ensures maximum contact between horse and rider. The tree has been developed to contour the shape of the event horse whilst allowing the rider to maintain a balanced, secure seat. Unique 'pockets' allow the support blocks to be placed precisely where needed.

Sizes 17", 17½" & 18"

Applications Show Jumping, Cross Country, Training



RANCH BLACK SALA MILITARY



Impala 1450

This saddle is aimed at providing a saddle with lots of panel surface area to accommodate fit and well-muscled competition horses. It features a cupped pad over a knee block and adjustable thigh block with hook and loop fastening.

Sizes 17", 17½", 18" & 18½"

Applications Show Jumping, Cross Country, Hunting, Training



RANCH BLACK SALA MILITARY



Apollo Jump

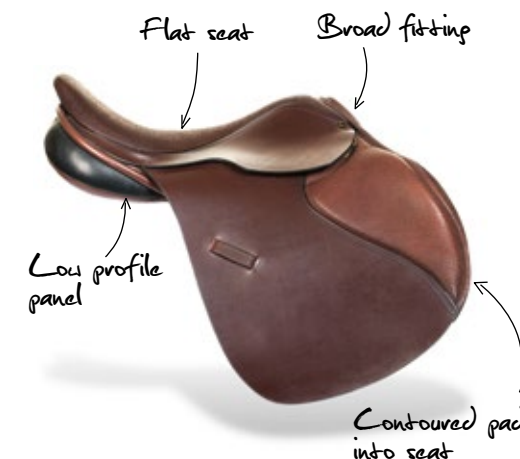
Created with the same thought as the Impala but with a lower head, wider rail angles and a lower profile panel to accommodate the broader animal. The square cantle, semi open seat and defined, cupped knee block make it the perfect saddle to enjoy most aspects of riding, particularly jumping and a fast canter.

Sizes 16½", 17", 17½" & 18"

Applications Show Jumping, Cross Country, General Riding



RANCH BLACK SALA MILITARY



Nyala

This Jump GP saddle sits between our petite Impala and the larger Gazelle. It presents a neat secure seat with hook and loop fastening knee and thigh blocks for added security. Ample panel ensures good even weight distribution and will suit many horses and riders in the Jump/GP market and fits particularly well on horses with a higher whither.

Sizes 17", 17½" & 18"

Applications Show Jumping, Cross Country, Hacking, Hunting, General Riding, Training



RANCH BLACK SALA MILITARY



Springbok 350

A close contact saddle developed in conjunction with competition riders both at home and abroad. This saddle is wool flocked and has been acclaimed by many competitors.

Sizes 17", 17½" & 18"

Applications Show Jumping, Cross Country, Hunting, Training

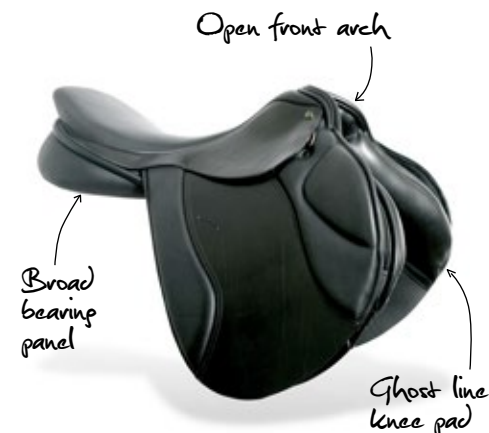


Gazelle 1550

A jumping version of our 1550 GPD saddle, which provides a wider seat with all the benefits. It has ghost pad-lines to enable fold in the soft knee-pads to ensure comfort and security. This saddle also has adjustable thigh blocks which are held in place by hook and loop fastening and has proved to be popular with the hunting fraternity.

Sizes 17", 17½" & 18"

Applications Show Jumping, Cross Country, Hacking, Hunting, General Riding, Training



AST Jump

The AST is an established junior jump saddle built on our own tree with the cantle shaped to allow an open yet secure seat. The ergonomically designed front & rear blocks are positioned to offer support without restriction.

Sizes 14", 14½", 15", 15½", 16", 16½", 17", & 17½"

Applications Show Jumping



International Hunt

The Hunt is developed from the International Event to accommodate the long legged rider. The design is the equivalent as that of an Event but is cut 44mm (1.75") further forward in the flap and panel.

Sizes 17", 17½" & 18"

Applications Show Jumping, Cross Country, Hunting, Training



Lightweight Middleweight

The ever popular lightweight style, made famous by Paddy McMahon and Penwood Forge Mill.

Sizes 17", 17½" & 18"

Applications Show Jumping, Cross Country, Hunting, Training



RANCH BLACK SALA MILITARY



I would recommend the Impala 1450 as I have used it on a number of horses with great results. It allows the horse to move and jump more freely. It has improved muscle tone and strength in the horses back. It is also very comfortable and secure for the rider whilst still allowing you to move. All the horses I have ridden in the impala have benefited and improved.

INDIA THOMSON & DYNASTY II



IDEAL & WRS
SADDLE COMPANY LTD

Style. Performance. Durability.

Sales: 01922 620233

www.idealsaddle.com

The Old School, Hollyhedge Lane , Walsall, West Midlands WS2 8PZ



Exselle

Walsall Riding Saddle
Company's export
brand since 1946.



WRS

Walsall Riding Saddle
Company's core saddle
brand since 1946.



Crown

Ideal's European label
since 1986



Ideal

Ideal's core saddle
brand since 1964.



Barclay & Co

Barnsby's models
under a new name.

WRS

WRS trees

Manufacturing saddle
trees since 1946.



Beebee & Beebee

Manufacturing saddle
trees since 1870.

CARBON

Carbon Fibre

High-tech, lightweight
high performance
saddle trees.