




IDEAL & WRS
SADDLE COMPANY LTD

Barclay & Co. Saddles.





STYLE.
PERFORMANCE.
DURABILITY.

"The name may be new but the products will be the same" James Hitchen former MD of Barnsby and now a member of the Ideal & WRS team.

Barclay & Co. will be built using the original Barnsby patterns as purchased by Ideal & WRS Ltd.

Barclay & Co. is being exclusively built on exactly the same Beebee & Beebee saddle trees as Barnsby.

Barclay & Co. offers full Barnsby product continuity to exactly the same specifications and quality standards.

Barclay & Co. will only be sold through trade accounts.

Barclay & Co. will be sold at exactly the same prices as the original Barnsby range.



HAND-CRAFTED PERFECTION.


Ideal Saddles are a market leader in the design and manufacture of fine saddles. For over thirty years we have been based in Walsall, the home of English saddlery, and we believe our range of saddles offers unrivalled choice in quality and style for the discerning rider. With skilled fitting, the finest workmanship and our trademark flexibility we create the Ideal Saddle. Ensuring that both rider and horse achieve their best.

THE HEART AND SOUL OF THE BARCLAY SADDLE.

The heart of the Barclay & Co. saddle, a Beebee & Beebee saddle tree, has been fashioned through exhaustive research and development, being designed and tested by some of the world's elite riders, thus provides an exceptional fit on the horse.

All trees are manufactured from birch wood laminate veneers for strength, and moulded together under a vacuum laminate press.

The more open arch gives good clearance on the horse's withers. The points are specifically designed so as not to impede the horse's shoulder movements. The angle of the side bars allows for a narrower twist, enabling the rider to achieve a closer leg position near the horse. The bars are also anatomically constructed to follow the contours of the horse along its back.



All our trees are manufactured to surpass the latest British Standard BS 6635:2015

If the tree is the heart of a saddle then the leather is its soul. Ideal knows more than a little about leather and is expert in sourcing the finest materials for its products to ensure every item of saddlery is made from the most appropriate leather of the highest quality.



I'm very excited about the opportunity in working with the team at Ideal & WRS. They have stepped in post Barnsby and have offered me excellent technical support already. I look forward to working with them for many years to come.

LEE PEARSON CBE

852TD Théoden Dressage

The Théoden is designed for the modern smaller, more powerfully built dressage horse. The Beebee & Beebee Three dressage saddle tree has a very open front arch that fits perfectly on a dressage horse that is more developed over the shoulder. The tree also has a more natural curve in the side rails to fit on a dressage horse that is croup high. The saddle comes as standard with cupped over knee block and soft latex foam seat featuring the Shock-Absorber panel system.

Sizes 16½", 17", 17½" & 18"

Applications Dressage, Flatwork, General Riding, Training



RANCH BLACK SALA MILITARY



850KPD Kanter Plus Dressage

The Kanter Plus is designed to fit the broader backed dressage horse without a prominent wither. Constructed exclusively on the Beebee & Beebee 90 O/H dressage saddle tree with wider and flatter side rails that allows the saddle to sit low and close to the horses back. The panels are designed to offer a close contact fit, whilst the seat and block combine to offer optimum position and comfort. Features a super soft latex seat and Barclay's Shock Absorber panel system.

Sizes 16½", 17", 17½" & 18"

Applications Dressage, Hacking, Flatwork, Training



RANCH BLACK SALA MILITARY



831MD Majestic Dressage

The Majestic is designed for the high withered, flatter backed W/B dressage horse. Constructed exclusively on the Beebee & Beebee PSG dressage saddle tree with a narrow twist broadening out to a wide seat to allow panels to fit as broadly as possible. The deep, super-soft latex seat gives a dressage position combining perfectly with a cupped knee wedge. Features Barclay's Shock Absorber panel system.

Sizes 16½", 17", 17½" & 18"

Applications Dressage, Hacking, Flatwork, Training



420LM Liberté Monoflap XC

The Liberté Monoflap is a close contact cross country saddle. An open seated saddle with laid back cantle for seat room combined with narrow twist and forward leg position. The wool flocked panels complete with Barclay's Shock Absorber panel system offers exceptional fit to the horse. Constructed exclusively on the Beebee & Beebee N-gage Tree.

Sizes 16½", 17", 17½" & 18"

Applications Show Jumping, Cross Country, Hunting, General Riding, Training



Pro Seat Jump

A forward flap close contact jumping saddle. The Pro Seat offers super-soft latex seat and close contact wool flock panel with the Barclay & Co Shock Absorber panel system built in.

Sizes 16½", 17", 17½" & 18"

Applications Show Jumping, Cross Country

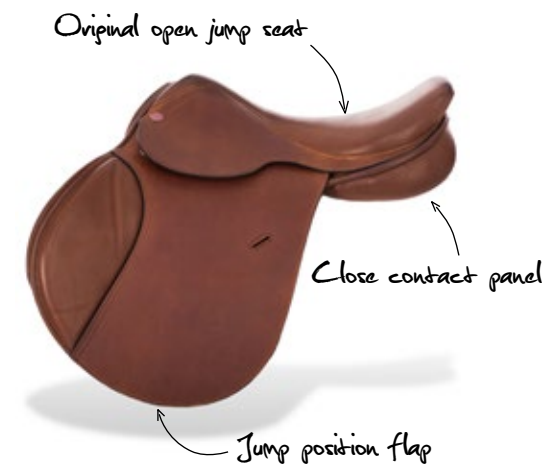


425M Milton

The original close contact jumping saddle. This traditional forward cut flap and super soft latex seat with non-slip waxed leather covering. Built exclusively on the Beebee & Beebee 6BS specifically designed to accommodate the forward position of the jump rider yet allow the unimpeded movement of the horse's shoulder and forehand. The saddle comes with either a hand crafted felt and latex foam panel or natural wool flocked panels which incorporates Barclay's Shock Absorber panel system.

Sizes 16½", 17", 17½" & 18"

Applications Show Jumping, Cross Country



428SJ Pro-Shock

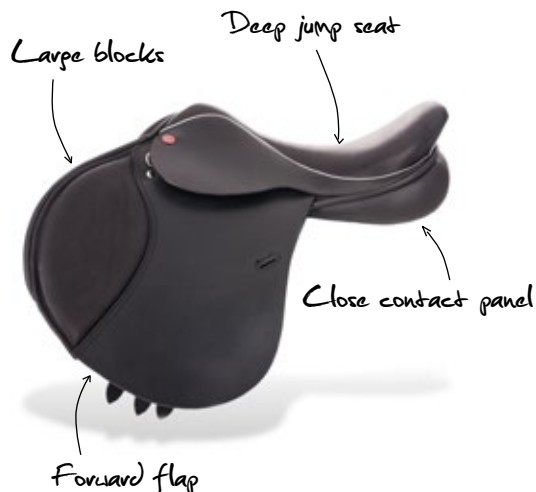
A deep seated jumping saddle of German design, the Pro-Shock features extra-large knee and calf blocks to give the rider a secure position allowing freedom of movement to stay in balance with the horse. Built on the Beebee & Beebee 6BS which suits the forward position of the jump rider and allows movement of the horse's shoulder and forehand. With natural wool flocked panels and Barclay's Shock Absorber panel system.

Sizes 16½", 17", 17½" & 18"

Applications Show Jumping, Cross Country



RANCH BLACK SALA MILITARY



720GP Omega GP

A deep seated general purpose saddle, constructed exclusively on the Beebee & Beebee 90 saddle tree with open head, developed to provide horse comfort combined with rider stability. The saddle boasts an exclusive super soft latex cushion seat and comes with preformed blocks. The broad bearing surface panels are naturally wool flocked and features Barclay's Shock Absorber panel system built in.

Sizes 16½", 17", 17½" & 18"

Applications Hacking, Flatwork, Hunting, General Riding, Training



RANCH BLACK SALA MILITARY



720VSS

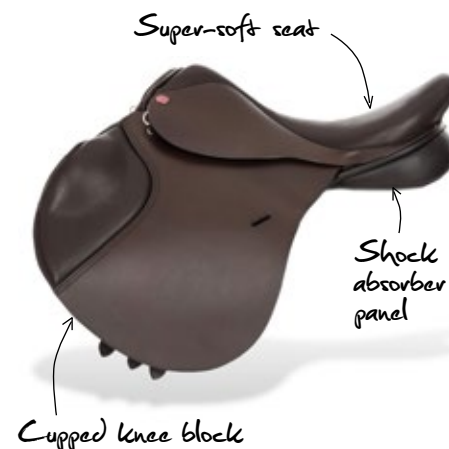
An open seated general purpose jumping saddle with cupped knee block. Featuring a super-soft latex seat and Barclay's Shock Absorber panel system the VSS is constructed on the Beebee & Beebee 90 O/H saddle tree for an exceptional fit. The VSS is also available on the Beebee & Beebee N-gage GP Tree. Also available in a wide seat version.

Sizes 16½", 17", 17½", 18"

Applications Show Jumping, Cross Country, Hacking, Flatwork, Hunting, General Riding, Training



RANCH BLACK SALA MILITARY



934PCA Pony Club GP

The seat on this pony saddle helps the novice rider achieve balance and assists correct back and seat position. Constructed exclusively on the Beebee & Beebee 23 tree specifically designed to suit the conformation of the British pony, the saddle has a particularly soft foam cushioned seat, round cantle and general purpose knee blocks. The close contact panel is wool flocked and features Barclay's Shock Absorber panel system.

Sizes 14", 15", 16" & 17"

Applications Show Jumping, Cross Country, Hacking, Flatwork, General Riding, Training



RANCH BLACK SALA MILITARY





IDEAL & WRS
SADDLE COMPANY LTD

Style. Performance. Durability.

Sales: 01922 620233

www.idealsaddle.com

The Old School, Hollyhedge Lane , Walsall, West Midlands WS2 8PZ



Exselle

Walsall Riding Saddle
Company's export
brand since 1946.



WRS

Walsall Riding Saddle
Company's core saddle
brand since 1946.



Crown

Ideal's European label
since 1986



Ideal

Ideal's core saddle
brand since 1964.



Barclay & Co

Barnsby's models
under a new name.

WRS

WRS trees

Manufacturing saddle
trees since 1946.



Beebee & Beebee

Manufacturing saddle
trees since 1870.

CARBON

Carbon Fibre

High-tech, lightweight
high performance
saddle trees.